

## **Panoura X-era Pre-Installation Readiness Checklist**

### **Equipment Location**

Space is adequate

Recommend 56" wide x 60" deep x 96" high for system with no ceph

Recommend 80" wide x 60" deep x 96" high for system with ceph

Wall backing at least half-inch thick plywood and 48" wide at bracket height of 43 ¾" from floor

115 V 20 Amp dedicated power source at the unit location

Location of operator trigger switch identified

1" conduit with pull string between unit and trigger switch location (or place to run cable)

Cable run distance between unit and trigger switch location is less than 30 ft

### **Acquisition PC location**

Acquisition PC location identified with desired proper counterspace or shelving for tower, monitor, keyboard, mouse

LAN connection with internet at Acquisition PC location

Power source for acquisition PC and monitor

1" conduit with pull string between unit and acquisition PC (or place to run cable)

Cabling between unit and acquisition PC will be direct connected (i.e. not going through switch or patch panel, or utilize any patch cables)

Cable distance between unit and acquisition PC is less than 30 ft

### **Integration**

What is practice management software?

What is imaging software?

Office is aware they will need to install their practice management software and imaging software (if not from ImageWorks) on the acquisition PC before training?

Any other concerns, unique requirements, or comments?

If any parameters are not met, please contact ImageWorks to discuss alternatives

914-592-6100

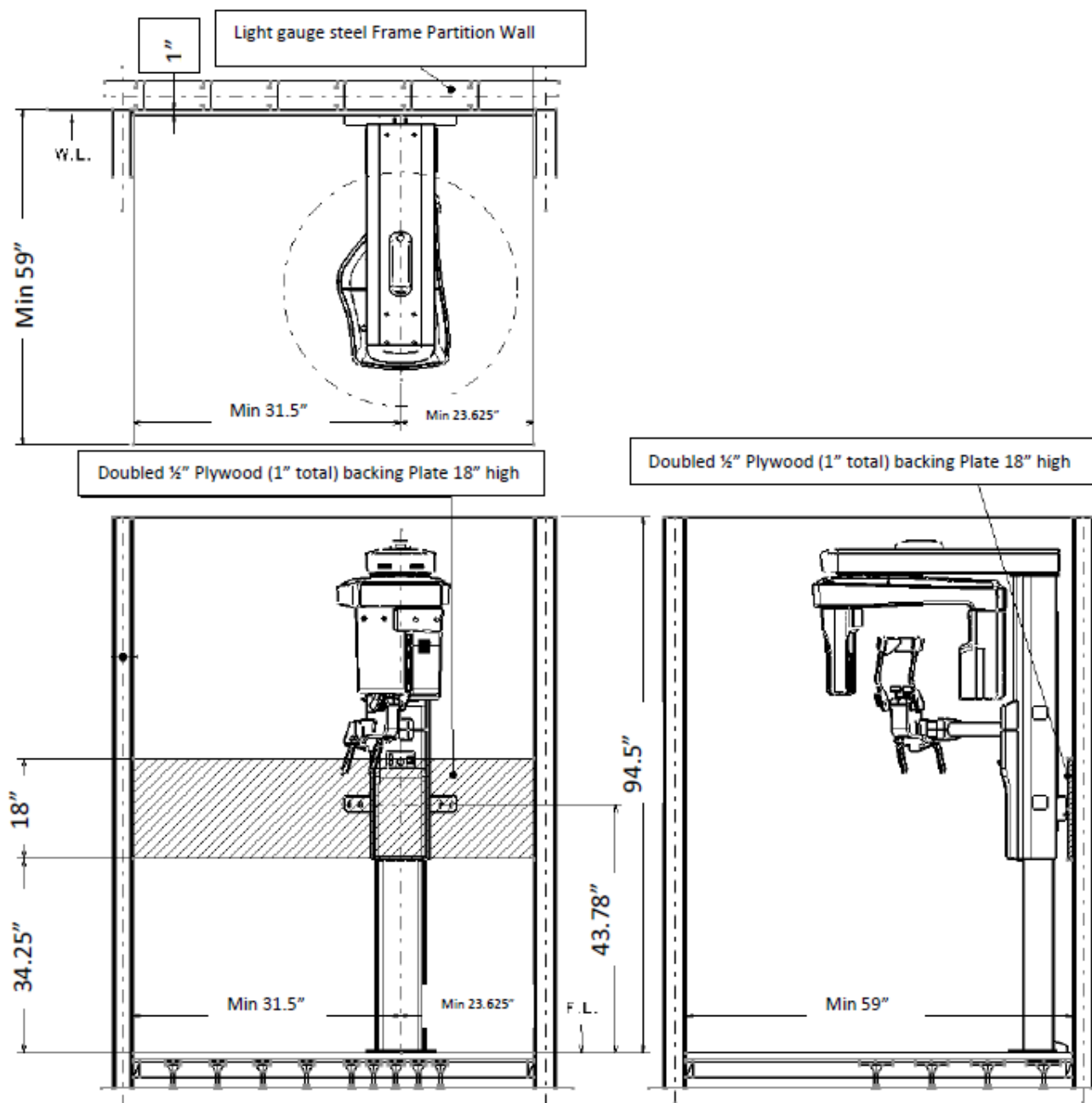
custserv@imageworkscorporation.com

---

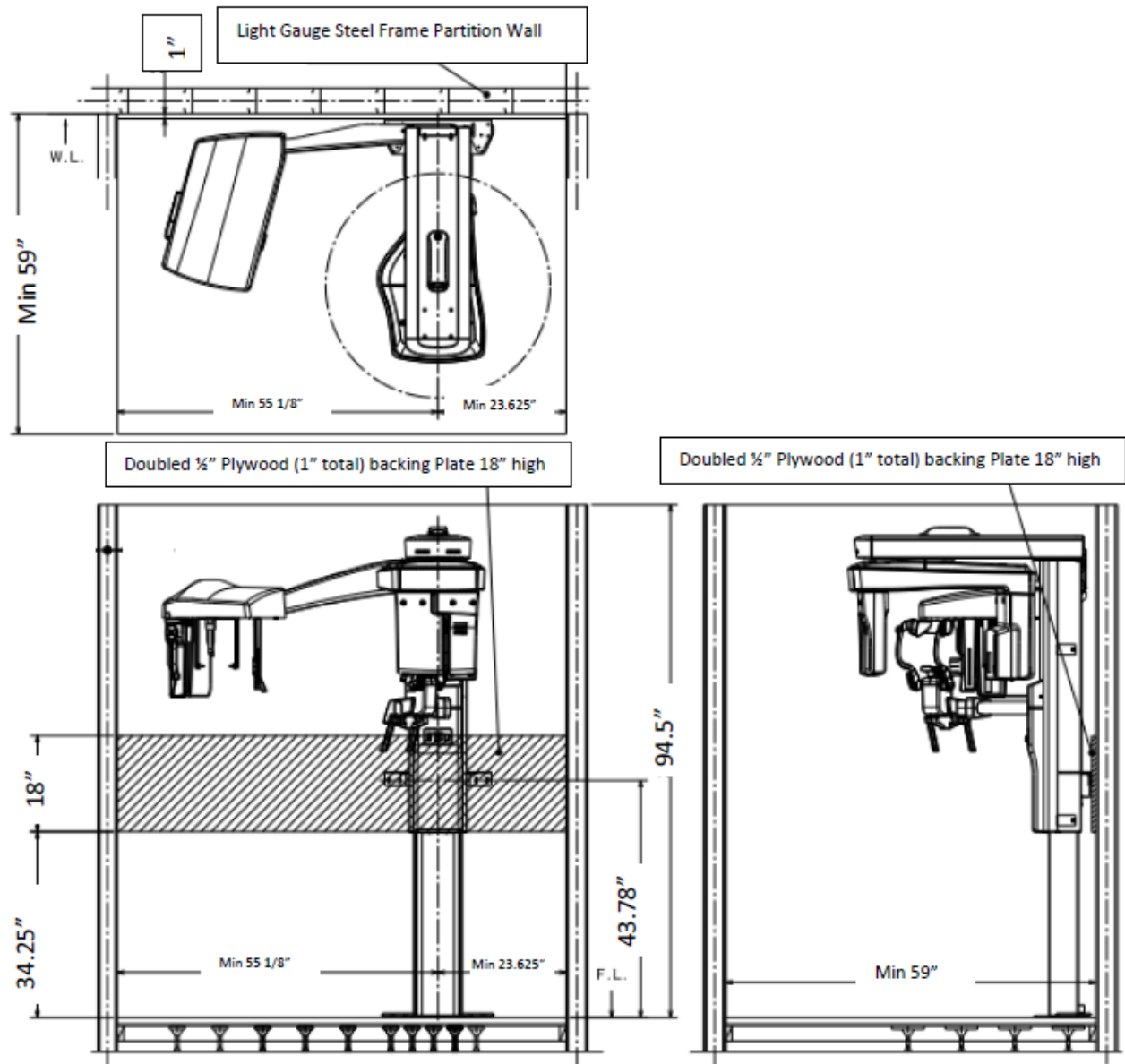
## X-era Dimensions

Patient enters the unit from right side of column (when facing unit). When positioning patient, operator stands to the left of the column (when facing unit).

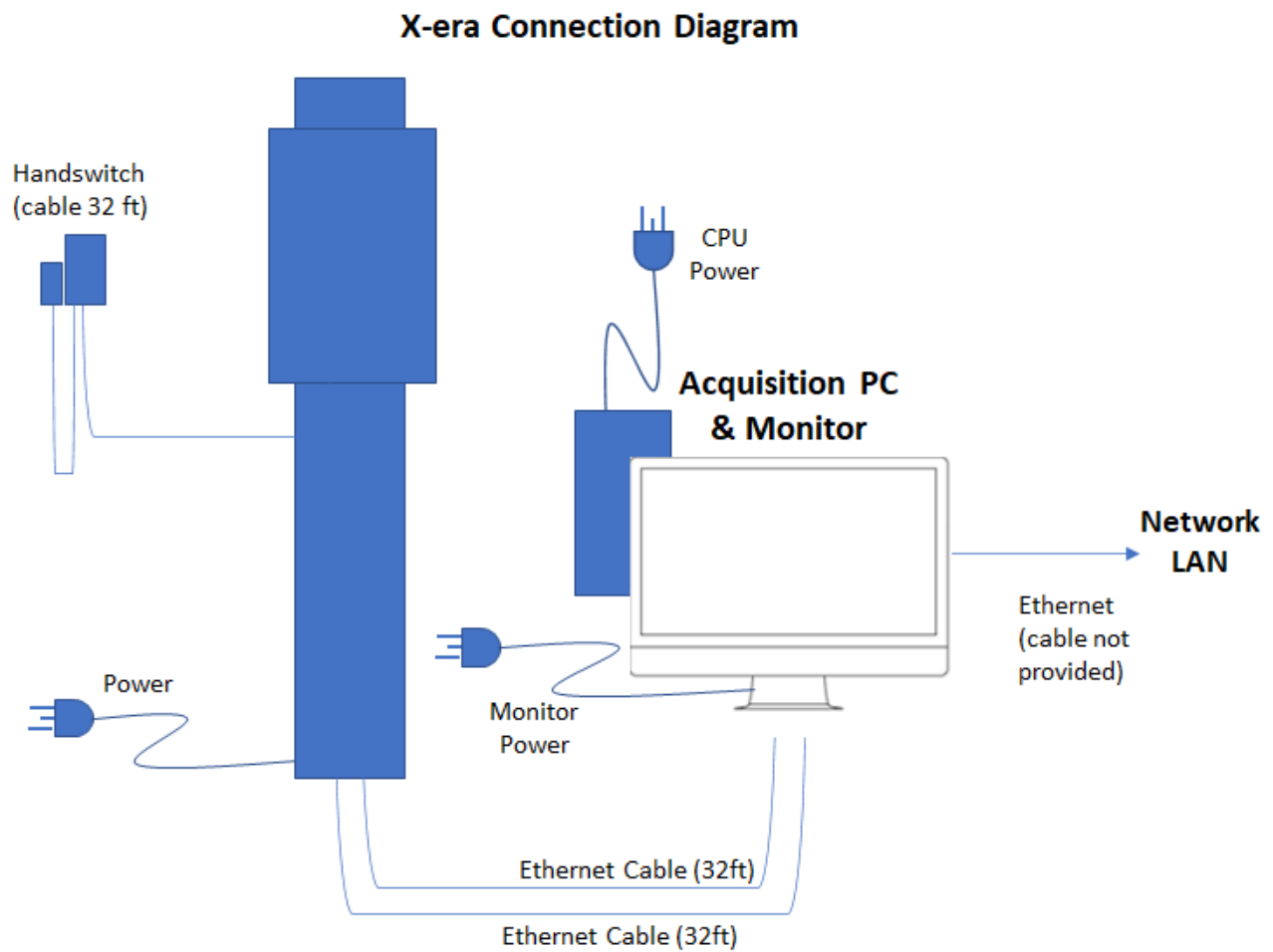
### Panoramic with No Cephalometric



## Panoramic with Cephalometric



## Network Diagram



Thank you for choosing ImageWorks. If you have any questions or problems, please don't hesitate to give us a call.

(914) 592-6100

[custserv@imageworkscorporation.com](mailto:custserv@imageworkscorporation.com)

---